



Valencia Swing Door Hinge Adjustment




Lateral Adjustment

+/- 4mm
4mm Allen Key

Note: Lateral and height adjustment can be made simultaneously.

Slacken off both M5 Cap Head Screws **on all hinges** (and ensure they are retightened after adjustment). The door can now be moved one way or the other about the nominal position.



Height Adjustment

+/- 4mm
4mm Allen Key

Note: Lateral and height adjustment can be made simultaneously.

Slacken off both M5 Cap Head Screws **on all hinges** (and ensure they are retightened after adjustment). The door can now be moved up or down about the nominal position.



Compression Adjustment

+ 2mm
3mm Allen Key

Note: Both Grub Screws must be rotated by an equal amount to ensure even adjustment.

Open the door to expose the Compression Adjustment Grub Screws. Rotate the Grub Screws counterclockwise to increase compression.