

Quote
 Order**

DATE: _____ PAGE: _____ OF _____

PO: _____

ACCT# _____

SHIP: _____

NAME: _____

EMAIL: _____

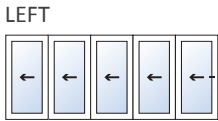
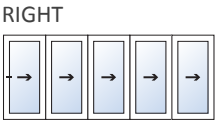
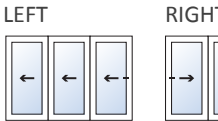

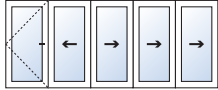
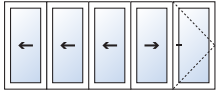
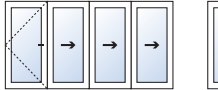
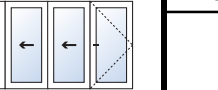
POC: _____

PH: _____

FX: _____

PH: _____

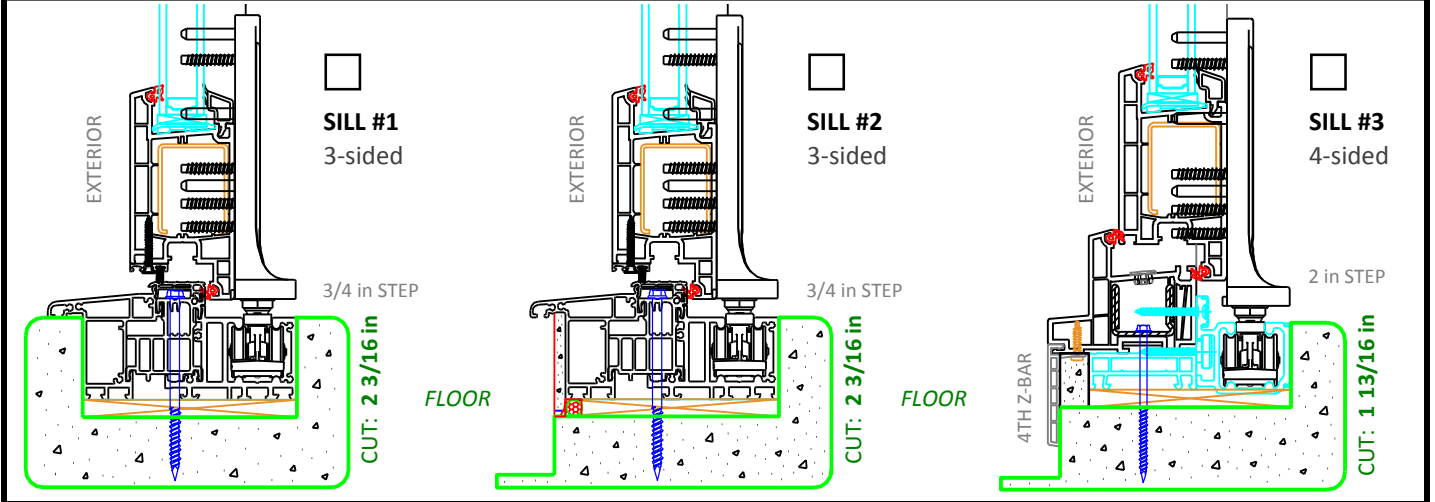
CRYSTALWALL BIFOLD DOORS

TYPE (IN SWING ONLY)	CIRCLE ONE TYPE: NUMBER & LEFT OR RIGHT	OUTSIDE VIEW	QTY	ROUGH OPENING (RO)	
				WIDTH*	HEIGHT*
LEFT 550 	RIGHT 541 	LEFT 330 	RIGHT 321 	<input type="checkbox"/> NAIL FIN <input type="checkbox"/> Z-BAR <input type="checkbox"/> NO FIN	
532 	431 	431 	431 	EXTERIOR COLOR _____	NOTE _____

SILL OPTION (CHOOSE ONE)

DRAWINGS @ CPWDS.com – PLEASE SEE FOR ADDITIONAL DETAILS.

*FRAME SIZE (NFS) = RO - 3/4 in.



FLOOR: CUT REQUIRED. GLASS: TE3/AR/TC. MAXIMUM SIZES: 3-PANEL 90 in WIDE, 4-PANEL 120 in WIDE, 5-PANEL 150 in WIDE; UP TO 92 in HIGH.

NOTE _____

SIGNATURE: **** X** _____ DATE: _____
 PRINT NAME: _____

We appreciate your business.
 Thank you!

Quote valid 30 days from date hereof.
 ** All orders must be signed by customer.
 ** All orders are final and non-refundable.