



BLACK #703	DARK BRONZE #704	BROWN #707	CLAY #708
FOREST GREEN #701	BRICK RED #702	GREY #705	BEIGE #706

CrystalCoat™ EXTERIOR COLOR COATINGS

Choose an exterior color to create two-tone windows and doors. The color coating will be applied to the exterior and the interior will remain white.

Colors shown are not exact and may vary. Please see available color samples. All white is standard.



Swing Doors

IN SWING & OUT SWING

Attractive hinged and french doors with wide reinforced stiles and rails. Features include multichambered 5 1/4 inch frame with reinforcement, concealed hinges with 3D adjustment, and a stainless steel multipoint locking system with compression adjustability. Available with fixed or hinged sidelites, up to 8 feet high.



Compression Adjustability

Multipoint locking system with adjustable roller lock points. And concealed hinges with 3D adjustment – compression, height and lateral.

Performance Grade

Hung-Sliders . . . up to PG60
Swing Doors . . . up to PG40
BiFold Doors . . . up to PG25

Handle Finishes

CHOOSE WHITE, RUSTIC UMBER, SATIN NICKEL OR BRUSHED CHROME



White is standard. Sidelites white only. Actual finishes may vary. Keylock and thumbturn included.



CRYSTAL PACIFIC, RIVERSIDE, CA

For guidance and reference only. Actual products may vary. Subject to change without notice.

WARNING: Cancer and Reproductive Harm - www.P65Warnings.ca.gov.

CRYSTAL design is a registered trademark of Crystal Window & Door Systems, Ltd. LIT-VST-030122 © CPWDS.com



Valencia Series Premium Vinyl Windows & Doors



Features & Benefits

DESIGNED FOR PERFORMANCE, BEAUTY & STYLE

- Premium Vinyl**
 Durable uPVC with unique formulation and high-definition finish.
- Efficient Design**
 Multichambered frame and interlocking sash with weather seals provide strength and efficiency.
- Energy-Efficient Glass**
 Insulated glass unit (dual pane) with a high-performance stainless steel spacer system.
- User-Friendly Sash**
 Hung-slider effortless locking with easy sliding dual rollers and steady balances.




BEAUTIFY YOUR VIEW

EXPAND YOUR SPACE

Better Screens

EASY TO REMOVE FROM THE INSIDE

CrystalView™ screens include a sturdy pull rail and an improved-visibility screen mesh that repels water and resists dirt and grime.



Grid Patterns

DIVIDE LITES WITH STYLE

A variety of between-the-glass aluminum grid options are available with windows and doors, including Colonial and Valance grid patterns.



FLAT 5/8 IN.

SCULPTURED 1 IN.

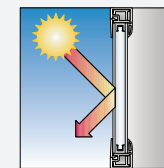
Valencia Series

PREMIUM VINYL WINDOWS & DOORS

Valencia Series premium vinyl windows and doors are engineered for optimal performance. Ideal for replacement and new construction projects, including high-end residential and light commercial.

Every Valencia Series window and door is custom made to your specifications using premium vinyl and high-performance glass. A variety of energy-efficient types and styles are available for those who want the best.

Performance Glass
LowE3/Argon



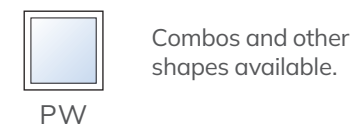
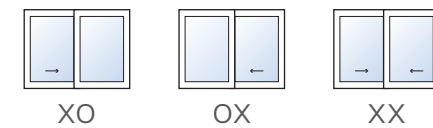
For Title 24 &
ENERGY STAR®

LowE3 glass with Argon lets light in while blocking much of the sun's UV rays. It helps keep the indoors comfortable by reducing heat gain from the sun and heat loss when it's cold.

ENERGY STAR and the ENERGY STAR mark are registered trademarks owned by the U.S. Environmental Protection Agency.

Windows

SINGLE OR DOUBLE VENT



DURABLE, MODERN LOCKING
 WITH A LOWER PROFILE

Latch will retract and engage automatically when closing window.



Sliders

Hung Tilt

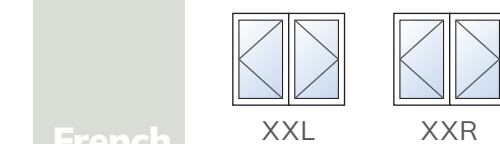
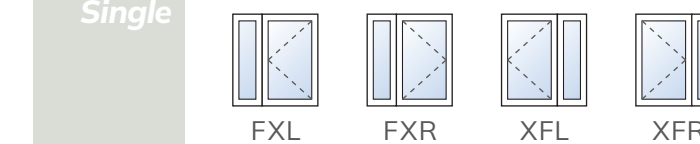
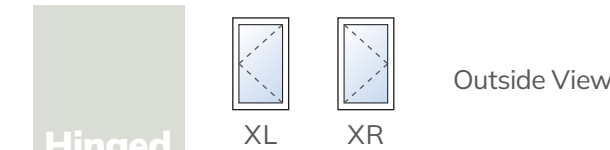
Fixed

Auto Lock

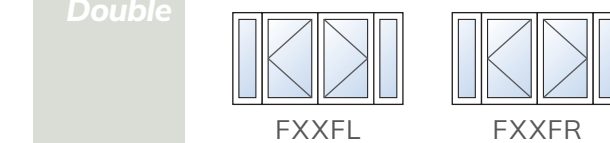
Swing Doors

INSWING OR OUTSWING

Includes concealed hinges with 3D adjustment and a stainless steel multipoint locking system with compression adjustability.



French Double

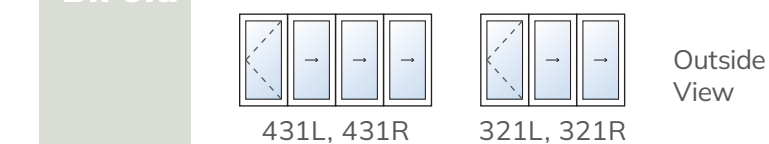


Fixed or Hinged (inswing) sidelites available.

CrystalWall Doors

PANELS FOLD TO THE LEFT OR RIGHT

Includes bottom-hung system, multiple locking points, and compression seals. Active inswing end panel featured.



BiFold

Options



MAXIMIZE EFFICIENCY, BEAUTY & STYLE

- LE3** **Increase Energy Efficiency**
 LowE3 performance glass with Argon gas available.
- STC** **Improve Acoustical Properties**
 Dissimilar and laminated glass units available.
- SPL** **Add Privacy, Beauty & Style**
 Specialty glass and between-the-glass grids available.
- CC** **Enhance Any Color Scheme**
 CrystalCoat™ exterior color coatings available on white.

Specialty Glass

PATTERNED & TINTED GLASS

A variety of semi-opaque patterned and tinted glass options are available, including matte (etched), bronze, and gray glass.



Patterns shown are not exact and may vary. Samples and other patterns available.